

COPYRIGHT © Hangzhou EZVIZ Software Co., Ltd.. ALL RIGHTS RESERVED.

Any and all information, including, among others, wordings, pictures, graphs are the properties of Hangzhou EZVIZ Software Co., Ltd. (hereinafter referred to as “EZVIZ”). This user manual (hereinafter referred to as “the Manual”) cannot be reproduced, changed, translated, or distributed, partially or wholly, by any means, without the prior written permission of EZVIZ. Unless otherwise stipulated, EZVIZ does not make any warranties, guarantees or representations, express or implied, regarding to the Manual.

About this Manual

The Manual includes instructions for using and managing the product. Pictures, charts, images and all other information hereinafter are for description and explanation only. The information contained in the Manual is subject to change, without notice, due to firmware updates or other reasons.

Revision Record

New release – September, 2021

Legal Disclaimer

TO THE MAXIMUM EXTENT PERMITTED BY APPLICABLE LAW, THE PRODUCT DESCRIBED, WITH ITS HARDWARE, SOFTWARE AND FIRMWARE, IS PROVIDED “AS IS”, WITH ALL FAULTS AND ERRORS, AND EZVIZ MAKES NO WARRANTIES, EXPRESS OR IMPLIED, INCLUDING WITHOUT LIMITATION, MERCHANTABILITY, SATISFACTORY QUALITY, FITNESS FOR A PARTICULAR PURPOSE, AND NON-INFRINGEMENT OF THIRD PARTY. IN NO EVENT WILL EZVIZ, ITS DIRECTORS, OFFICERS, EMPLOYEES, OR AGENTS BE LIABLE TO YOU FOR ANY SPECIAL, CONSEQUENTIAL, INCIDENTAL, OR INDIRECT DAMAGES, INCLUDING, AMONG OTHERS, DAMAGES FOR LOSS OF BUSINESS PROFITS, BUSINESS INTERRUPTION, OR LOSS OF DATA OR DOCUMENTATION, IN CONNECTION WITH THE USE OF THIS PRODUCT, EVEN IF EZVIZ HAS BEEN ADVISED OF THE POSSIBILITY OF SUCH DAMAGES.

TO THE MAXIMUM EXTENT PERMITTED BY APPLICABLE LAW, IN NO EVENT SHALL EZVIZ’S TOTAL LIABILITY FOR ALL DAMAGES EXCEED THE ORIGINAL PURCHASE PRICE OF THE PRODUCT.

EZVIZ DOES NOT UNDERTAKE ANY LIABILITY FOR PERSONAL INJURY OR PROPERTY DAMAGE AS THE RESULT OF PRODUCT INTERRUPTION OR SERVICE TERMINATION CAUSED BY: A) IMPROPER INSTALLATION OR USAGE OTHER THAN AS REQUESTED; B) THE PROTECTION OF NATIONAL OR PUBLIC INTERESTS; C) FORCE MAJEURE; D) YOURSELF OR THE THIRD PARTY, INCLUDING WITHOUT LIMITATION, USING ANY THIRD PARTY’S PRODUCTS, SOFTWARE, APPLICATIONS, AND AMONG OTHERS.

REGARDING TO THE PRODUCT WITH INTERNET ACCESS, THE USE OF PRODUCT SHALL BE WHOLLY AT YOUR OWN RISKS. EZVIZ SHALL NOT TAKE ANY RESPONSIBILITIES FOR ABNORMAL OPERATION, PRIVACY LEAKAGE OR OTHER DAMAGES RESULTING FROM CYBER ATTACK, HACKER ATTACK, VIRUS INSPECTION, OR OTHER INTERNET SECURITY RISKS; HOWEVER, EZVIZ WILL PROVIDE TIMELY TECHNICAL SUPPORT IF REQUIRED. SURVEILLANCE LAWS AND DATA PROTECTION LAWS VARY BY JURISDICTION. PLEASE CHECK ALL RELEVANT LAWS IN YOUR JURISDICTION BEFORE USING THIS PRODUCT IN ORDER TO ENSURE THAT YOUR USE CONFORMS TO THE APPLICABLE LAW. EZVIZ SHALL NOT BE LIABLE IN THE EVENT THAT THIS PRODUCT IS USED WITH ILLEGITIMATE PURPOSES.


IN THE EVENT OF ANY CONFLICTS BETWEEN THE ABOVE AND THE APPLICABLE LAW, THE LATTER PREVAILS.

Table of Contents

Overview	1
1. Package Contents	1
2. Basics	1
Specifications	2
Air Quality Indicator	2
Control Panel	2
Installation	3
Troubleshooting	4
INFORMATION FOR PRIVATE HOUSEHOLDS	5

Overview

1. Package Contents



Air Purifier (x1)

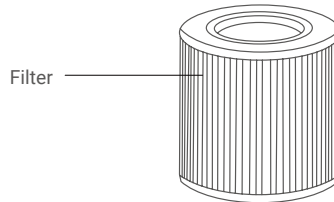
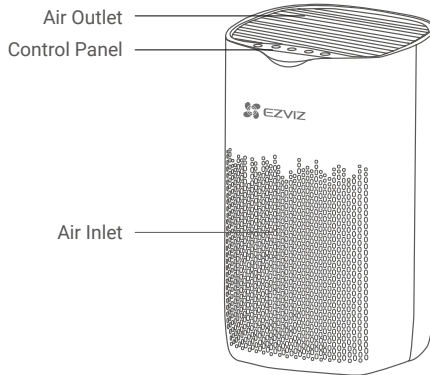


Quick Start Guide (x1)




Regulatory Information (x1)

2. Basics



Filter




Bottom Cover


Specifications

Description	Air Purifier
Model	CS-EB250A
Smoke Cadr	250m ³ /h
Voltage	220-240V~,50Hz; 220-230V~, 60Hz
Rated Power	45W; 63W
G.W/N.W	4.3/3.4kg
Dimensions	238 mmx 238 mm x 409 mm


Air Quality Indicator



Green



Yellow



Red

















Fine Particulate Matter (PM2.5) Indication

Air quality	Color indication
Good	Green
Poor	Yellow
Serious	Red

Control Panel

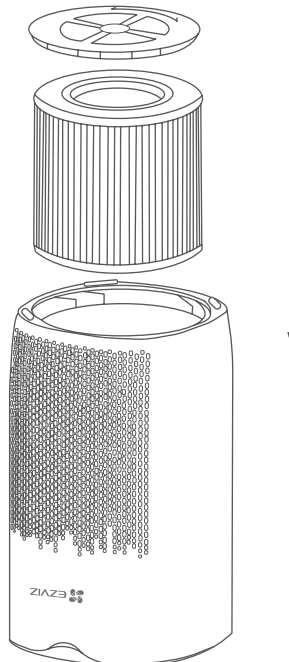


Icon	Description
	Power on/off

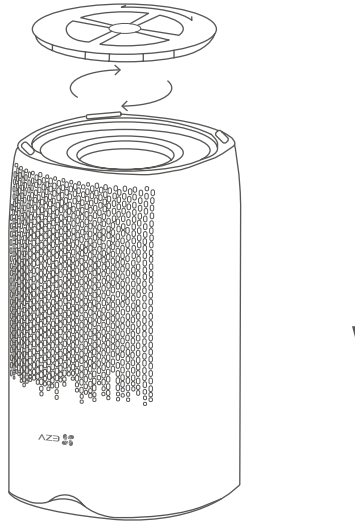
	Press the fan speed button to switch between speeds 1 - 2 - 3 - S. When the sleep mode is selected, only the sleep indicator of the button light is half on, the other lights are off, the window light is off, and it enters the sleep mode again after 5 seconds of inactivity. In the sleep mode, short press any key to wake up the sleep mode, and enter the sleep mode again after 5 seconds of no operation, you can only press the wind speed key to exit the sleep mode.
	If press the auto button, the speed will automatically adjust according to the air quality.
	When the timing is not set, the indicator light is off. 1. After pressing the timer button shortly, the 1H indicator light will stay on; 2. The machine and the indicator light shall be switched regularly in the following order: 1/2/4/8 shut down.
	Turn on and off the Ionizer.
  	When the filter has been used for over 2000 hours, this button light will flash indicating and you need to install a new filter. After changing filter, press  -  -  and hold the button for 5 seconds, the flashing light will reset and have no problems to continue using.
  	Long press "  -  - 

Installation

1. Hold the rotating cover from the bottom of the product, and then turn it counterclockwise to the lock direction to take out the filter. Remove the filter bag and put the product back into the machine.



2. After the filter is placed in the machine, then align the triangle shape of the bottom cover with the triangle on the machine and turn it clockwise to tighten.



Troubleshooting

Problem	Probable Cause	Solution
Failed to turn on the unit	Power cord not firmly plugged into outlet	Plug unit in firmly
	Front cover is not secure	Ensure front cover is firmly closed
Abnormal sound and low air flow when working	Check if the filter PE bag is removed	Remove filter PE bag
	Check if the air inlet and air outlet is blocked	Turn off the unit and remove objects obstruction
Strange odor	Unit is newly assembled	The odor will disappear soon
	If someone is smoking	The odor will disappear after a while
	If filter has adsorbed too much fume	Clean or change filters
	It's time to replace filters	

INFORMATION FOR PRIVATE HOUSEHOLDS

1. Separate collection of waste equipment: Electrical and electronic equipment that has become waste is referred to as waste equipment. Owners of waste equipment must dispose of it separately from unsorted municipal waste. In particular, waste equipment does not belong in household waste, but in special collection and return systems.
2. Batteries and rechargeable batteries as well as lamps: Owners of waste equipment shall, as a rule, separate waste batteries and rechargeable batteries that are not enclosed in the waste equipment, which can be removed from the waste equipment without being destroyed, from the waste equipment before handing them in at a collection point. This does not apply if waste equipment is prepared for reuse with the participation of a public waste management authority.
3. Options for returning waste equipment: Owners of waste equipment from private households can return it free of charge to the collection points of the public waste management authorities or to the take-back points set up by manufacturers or distributors within the meaning of the Electrical and Electronics Equipment Law. Stores with a sales area of at least 400 m² for electrical and electronic equipment and those grocery stores with a total sales area of at least 800 m² that offer electrical and electronic equipment several times a year or on a permanent basis and make it available in the market are required to take it back. This also applies in the case of distribution using means of distance communication, if the storage and shipping areas for electrical and electronic equipment are at least 400 m² or the total storage and shipping areas are at least 800 m². Distributors shall, in principle, ensure take-back by providing suitable return facilities at a reasonable distance from the respective end user. The possibility of returning waste equipment free of charge exists for distributors who are obliged to take it back, among other things, if a new similar device that essentially fulfills the same functions is delivered to an end user.
4. Privacy Notice: Waste equipment often contains sensitive personal data. This applies in particular to devices of information and telecommunications technology such as computers and smartphones. In your own interest, please note that each end user is responsible for deleting the data on the waste equipment to be disposed of.
5. Meaning of the symbol "crossed-out wheelee bin": The symbol of a crossed-out wheelee bin regularly depicted on electrical and electronic equipment indicates that the respective device is to be collected separately from unsorted municipal waste at the end of its service life.